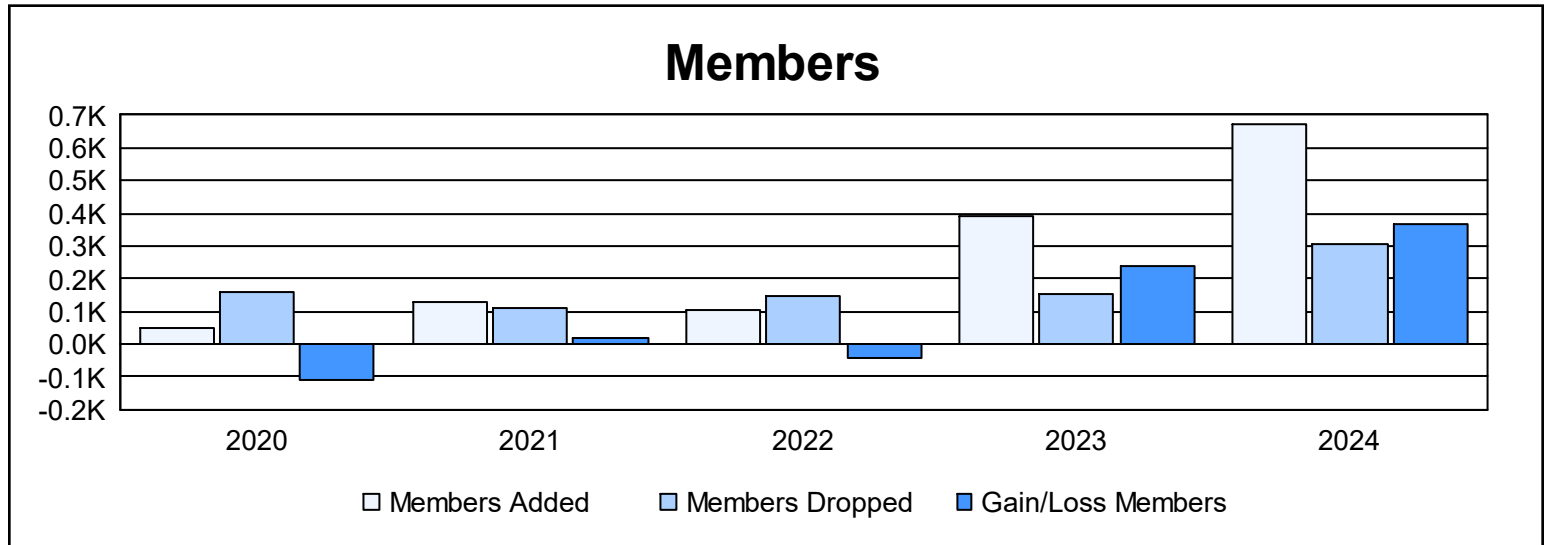
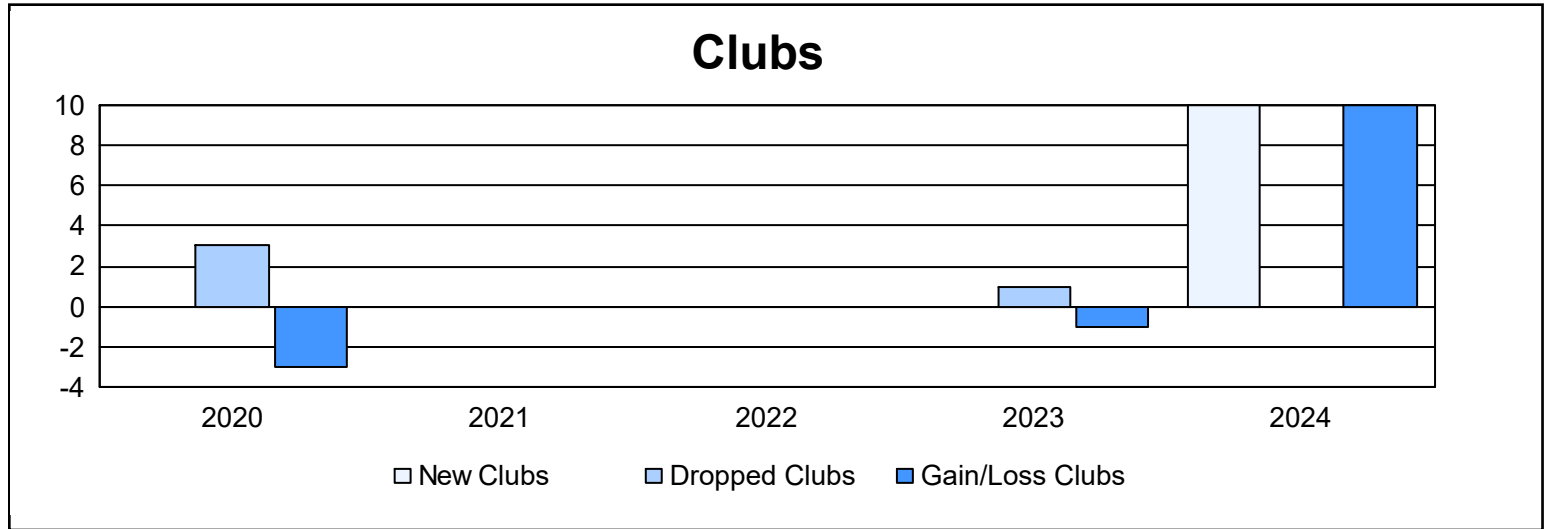
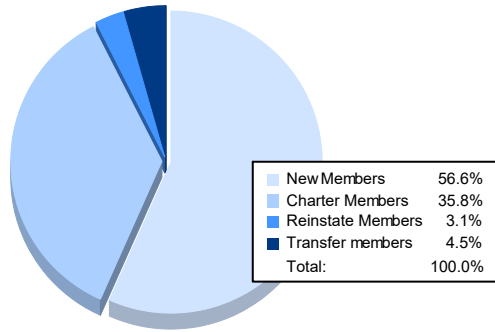


| Year | New Clubs | Dropped Clubs | Gain/ Loss Clubs | New Members | Charter Members | Reinstate Members | Transfer Members | Total Member Added | Total Members Dropped | Gain/ Loss Members |
|----------------|-----------|---------------|------------------|-------------|-----------------|-------------------|------------------|--------------------|-----------------------|--------------------|
| 2019-2020 | 0 | 3 | -3 | 0 | 37 | 7 | 3 | 47 | 157 | -110 |
| 2020-2021 | 0 | 0 | 0 | 114 | 8 | 0 | 9 | 131 | 113 | 18 |
| 2021-2022 | 0 | 0 | 0 | 96 | 4 | 0 | 6 | 106 | 147 | -41 |
| 2022-2023 | 0 | 1 | -1 | 368 | 7 | 0 | 17 | 392 | 151 | 241 |
| 2023-2024 | 10 | 0 | 10 | 380 | 240 | 21 | 30 | 671 | 306 | 365 |
| Average | 2 | 1 | 1 | 192 | 59 | 6 | 13 | 269 | 175 | 95 |



Membership Composition June 2024 Cumulative



Gender Composition June 2024 Cumulative

